

# Railway Terrace Concept Plan

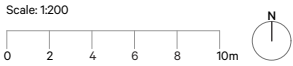


## KEY

- 1. New kerb ramp
- 2. New 1.5m wide insitu concrete footpath  
Retain existing paved driveway crossovers to residential properties
- 3. Retain existing lawn verge + trees
- 4. New driveway crossover
- 5. New street trees in tree grates
- 6. New irrigated raised steel planters
- 7. New unit paving + paving bands
- 8. Intergrated seats, tables and low level screen/barrier
- 9. Paving inlay brick art/ mosaic
- 10. New green surface markings applied to bike lane
- 11. New median amenity planting with small deciduous trees
- 12. Public Art/ Wayfinding marker & possible pavement artwork

## LEGEND

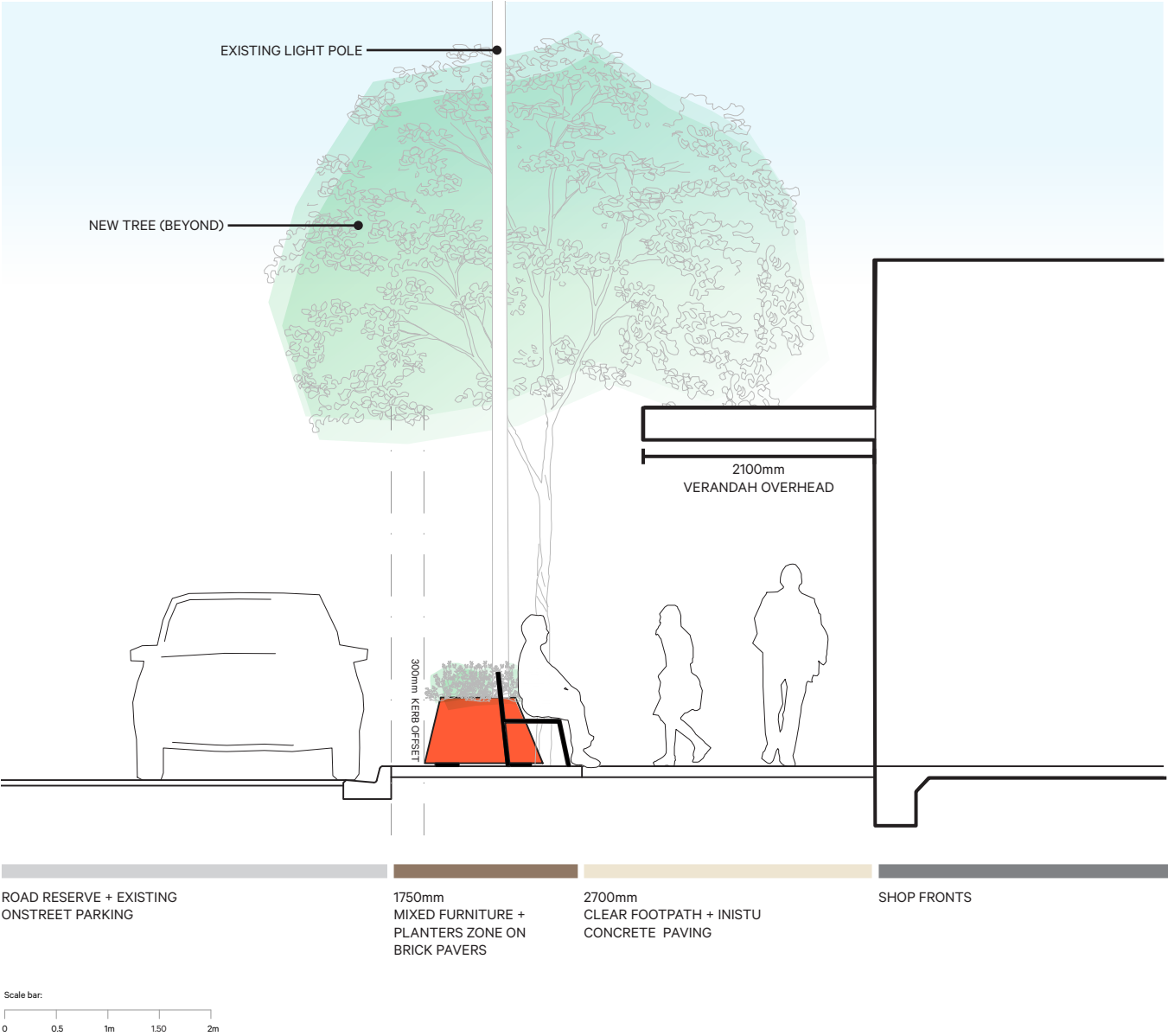
--- Extent of works	Exposed aggregate concrete	Existing lawn retained	Integrated seats, tables and low level screen/ barrier
↑ Shop Entries	Broomed finish concrete	Existing tree	
Existing Stobie Pole	Paving Bands	New tree	
Public Art/ Wayfinding	Unit paving	Garden bed	



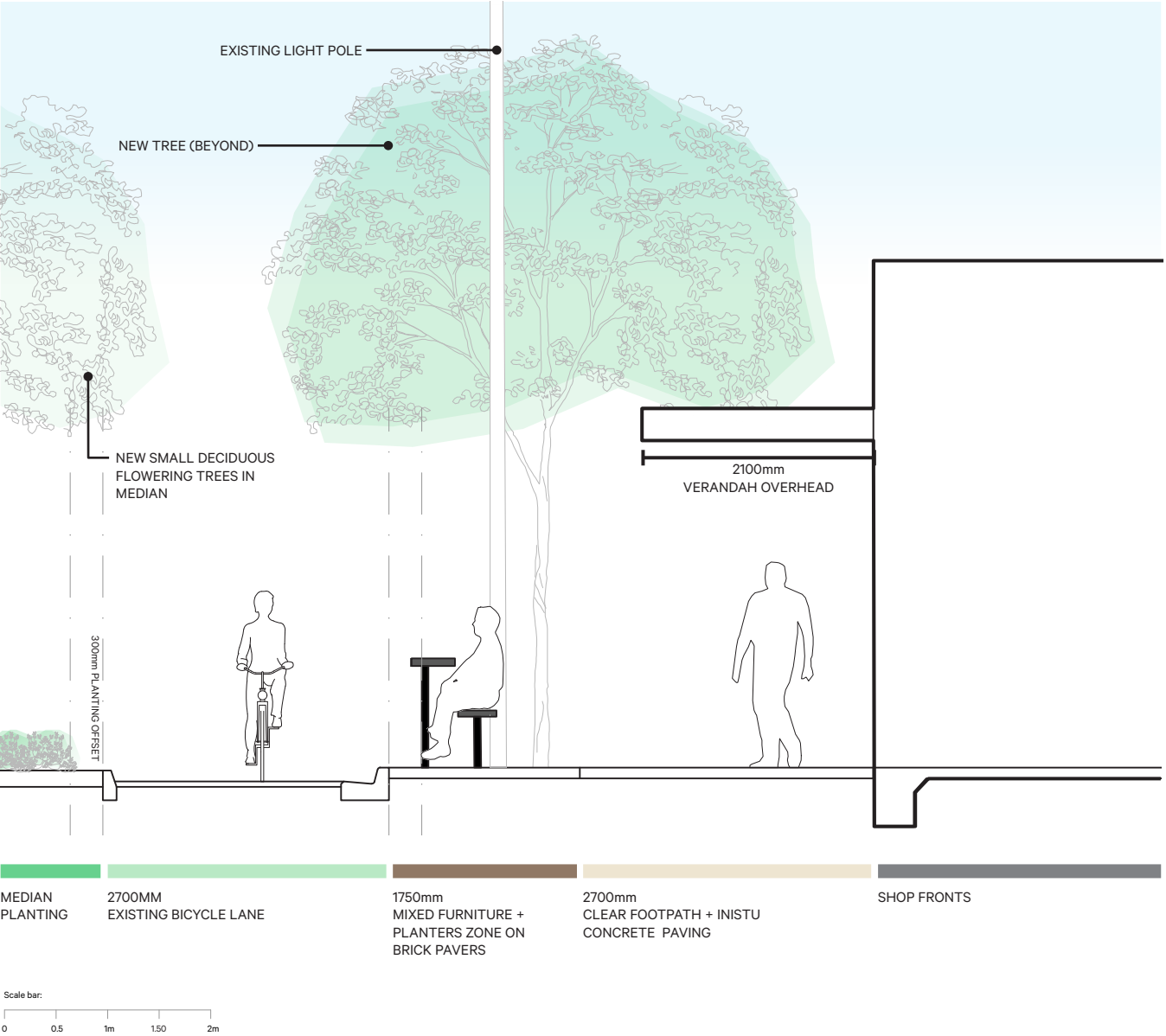


# Typical Sections

Typical Section 01



Typical Section 02







Final furniture and planters arrangement subject to detail design



# Character, Materials + Elements



integrated seats, tables and low level screening/barrier



Pavement pattern artworks



Lagerstroemia indica 'Natchez'



Laser cut screening




Colourful



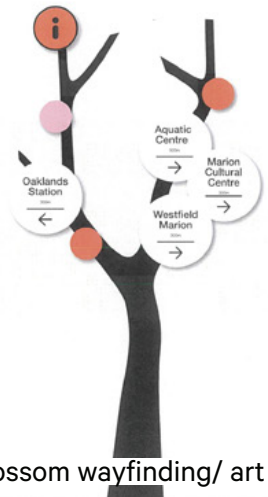
Exposed aggregate concrete



Brick paving




seating



Blossom wayfinding/ art




outdoor dining



Brightly coloured planters



Tree pits/ grates with artwork



Paving banding

